

**SNAPSHOT**

<b>Base Currency</b>	<b>Pound Sterling</b>
12 Mo Yield	2.64%
Ongoing Charge	0.52%
Management Fee	0.25%
Portfolio Cost	0.77%

**BENCHMARK**

Benchmark	UK RPI + 2%
Comparator Benchmark	IA Mixed Investment 20-60%

**RISK**

	<b>Sharpe Ratio</b>	<b>Std Dev</b>
Rockhold Sustainable Balanced	4.43	0.41
IA Mixed Investment 20-60% Shares	3.78	0.35

**SHARP RATIO** – is a measurement of the risk adjusted returns of the portfolio

**STANDARD DEVIATION (Std Dev)** – is a measure of the portfolio's volatility (risk).

Please ask your financial adviser if you require further information.

**TOP TEN HOLDINGS** Portfolio Date: 31/01/25

	<b>Portfolio Weighting %</b>
Vanguard ESG Dev Eurp Idx £ Acc	8.75
Vanguard ESG Em Mkts All Cp Eq Idx £ Acc	6.55
Brown Advisory US Sust Gr GBP B Inc	6.44
L&G Cash Trust I Acc	6.32
Baillie Gifford High Yield Bond B Acc	6.09
RLBF II Royal London Ethical Bond Z Inc	5.94
EdenTree Responsible & Sust Stlg B	5.89
Liontrust Sust Fut Gbl Gr 2 Net Acc	5.28
Janus Henderson Global Sust Eq I Acc	5.07
Royal London Sustainable Leaders C Acc	5.01

**ABOUT ROCKHOLD**

Rockhold is a trading name of Rockhold Asset Management Ltd which is authorised and regulated by the Financial Conduct Authority, Financial Services Reference Number 565311.

Rockhold Asset Management Limited is a limited company registered in England and Wales with company number 02442391. Our registered office is at Brookdale Centre, Manchester Road, Knutsford, WA16 0SR.

**Contact**  
Chris Wilson  
[enquiries@rockholdinvest.co.uk](mailto:enquiries@rockholdinvest.co.uk)  
[www.rockholdam.co.uk](http://www.rockholdam.co.uk)

Source: Alpha Beta Partners / Morningstar Direct.

**INVESTMENT OBJECTIVES**

The Portfolio aims to provide capital growth over the medium to long term, generating returns by investing in low cost Socially Responsible Investing 'SRI' Funds with a focus on positive screening factors, Environmental, Social and Governance (ESG) considerations and UN Sustainable Development Goals 'SDG'.

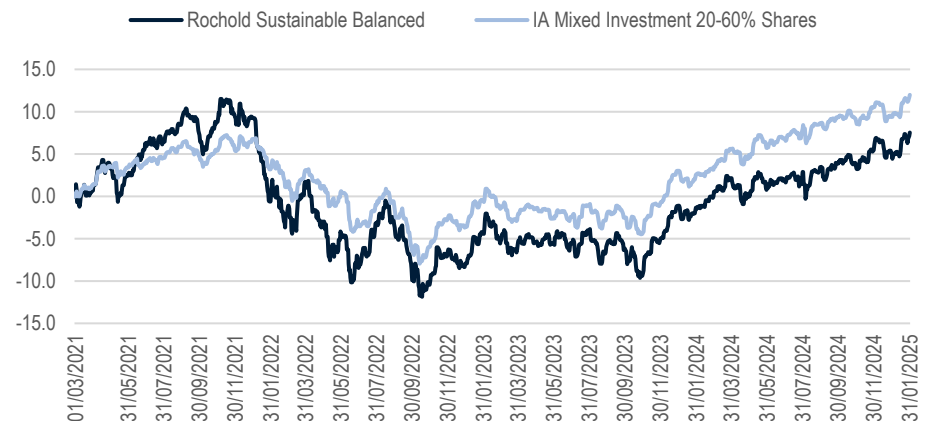
**INVESTMENT APPROACH**

To achieve the Investment Objectives, we use extensive research techniques that shape our macro-economic views and select funds where we believe they can add value. Where we don't believe a suitable active fund is available, we retain the flexibility to use passive funds. Non screened funds may be used for the purpose of maintaining diversification, provided they satisfy our avoidance criteria.

**WHO THIS PORTFOLIO IS SUITABLE FOR**

This portfolio is suitable for all types of retail and professional customers that are receiving advice from a financial adviser. It is specifically designed for those investors who wish their portfolio to be managed in sustainable investments. This may mean that level of return or the risk experienced may be higher or lower than experienced by a non-sustainable investor. As you will be investing in stock market-based investments, you should be prepared to invest for a minimum of 5 years. The portfolio is designed to generate growth but does not provide any form of guarantee. Should the value of your investment go down you should be in a financial position such that this will not have the effect of a reduction in your standard of living. Your financial adviser will determine the most appropriate portfolio based on your risk profile. We do not offer any investments that come with no investment risk or are very high risk.

**PERFORMANCE** Time Period: 01/03/21 – 31/01/25



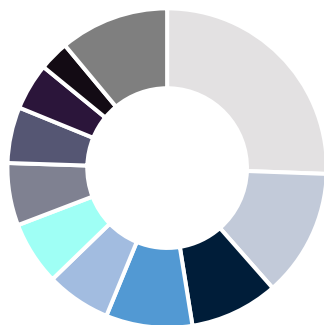
Until 1<sup>st</sup> September 2022, portfolios were managed under the regulatory permissions of the firm that is now acting as investment adviser to Rockhold Asset Management. From this point they became managed by Rockhold Asset Management with the same charging structure. Returns shown are based upon GBP Sterling and include fund and management charges but exclude platform fees and any ongoing adviser charges. Dividends & Interest reinvested.

**CALENDAR YEAR RETURNS**

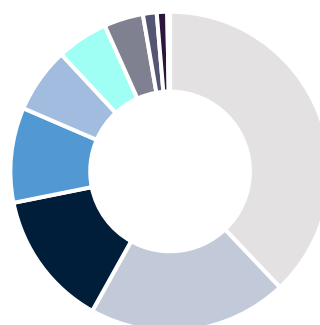
	<b>3 Months</b>	<b>6 Months</b>	<b>2024</b>	<b>2023</b>	<b>2022</b>	<b>Since Inception (01/03/21)</b>
Rockhold Sustainable Balanced	4.06	4.55	6.23	7.49	-15.76	8.22
IA Mixed Investment 20-60% Shares	2.95	3.74	6.18	6.86	-9.67	11.99

**INVESTMENT RISKS**

Your capital is at risk. Potential investors should be aware that past performance is not an indication of future performance and the value of investments, and the income derived from them may fluctuate and they may not receive back the amount they originally invested. The tax treatment of investments depends on each investor's individual circumstances and is subject to changes in tax legislation. The performance of actual portfolios linked to this Model Portfolio may differ from the performance of the Model Portfolio shown herein due to the variation in timing of the initial investment or rebalancing differences resulting from minimum transaction size limits on the Investment platform.



	%
● Sterling Fixed Income	25.58
● Global Equity Large Cap	12.93
● Global Fixed Income	8.95
● Europe Equity Large Cap	8.75
● Global Emerging Markets Equity	6.54
● US Equity Large Cap Growth	6.44
● Sterling Money Market	6.32
● UK Equity Large Cap	5.67
● Japan Equity	4.73
● Asia ex-Japan Equity	3.04
● Other	11.05
<b>Total</b>	<b>100.0</b>



	%
● North America	37.93
● Europe developed	20.17
● United Kingdom	13.75
● Japan	9.62
● Asia emerging	6.62
● Asia developed	5.21
● Australasia	3.97
● Africa/Middle East	1.39
● Latin America	1.06
● Europe emerging	0.28

## MANAGER'S COMMENTARY

The year began with heightened equity market volatility, coinciding with Donald Trump's presidency. Despite this, the outlook remains business and market-friendly, with expected fluctuations keeping investors alert. The US economy shows robust health, with real GDP growth at 3.2%, strong jobs data, and a rebound in manufacturing, prompting the Federal Reserve to maintain interest rates.

We expect the Trump 2.0 presidency to be more structured than his unpredictable first term. As Machiavelli noted, it's better for a leader to be feared than loved. Trump's The Art of the Deal reflects his enduring approach, with U.S. hegemony likely his top priority. A \$500 billion private investment in AI, through Project Stargate, aims to bolster America's technological edge, though China's DeepSeek launch briefly unsettled markets. Tariffs may spur inflation or prevent deflation, with early moves against Canada, Mexico, and China hinting at slower growth and potential inflationary pressures. Core Private Consumption Expenditure held at 2.8% in December, keeping the Fed on hold. The dollar fluctuated in January but strengthened as tariffs were imposed, with the Dollar Index nearing 110. A weaker dollar could aid global markets, but tariffs currently correlate with dollar strength. Meanwhile, the U.S. faces \$10 trillion in debt refinancing by 2025, with Treasury strategies yet to be clarified, impacting bond markets. The 10-year Treasury yield ended January at 4.56%.

In Europe, economic performance remains weak, with Germany and France struggling while Spain leads. A Ukraine settlement could bring a peace dividend, boosting markets. German inflation fell to 2.3%, suggesting overdue rate cuts. While economic growth and stock performance diverge, cautious optimism prevails. The UK's fiscal position remains strained, with December borrowing hitting £17.8 billion — the highest in four years and the annual deficit reaching £129.9 billion, surpassing official forecasts. Chancellor Rachel Reeves defends her tax policies as growth-focused, signalling readiness for new measures if needed. Trade optimism grows as the UK seeks US carve-outs, while fiscal and macroeconomic challenges weigh on equities. Despite strong retailer updates, FTSE 100 earnings growth is projected at 6% for 2025, trailing Europe's 8%. Gilt yields peaked before retreating on softer data.

China grapples with debt, a shrinking population, and export reliance, facing tariff hurdles amid a \$2 trillion US surplus. Exports to Asian markets are rising, while equities stagnate, interest rates fall to 3.1%, and the Yuan weakens. China's AI advancements, like DeepSeek, mark its global tech ambitions. Japan's Bank Of Japan may cautiously raise rates, balancing inflation control with export challenges amid a 264% debt/GDP ratio. Commodity prices are firm, with gold hitting record highs and copper signalling growth. Oil remains steady despite Trump's "drill baby drill" push, while natural gas demand rises, driven by Asia and tight supply. We've maintained a modest cash weighting, awaiting clarity on U.S. debt policy. Tariffs may slow growth and drive short-term inflation, but GDP remains strong. With volatility returning, our portfolio performance remains solid and aligned with expectations..

## IMPORTANT INFORMATION

This publication is marketing material. It is for information purposes only. This factsheet is for the sole use of the recipient to whom it has been directly delivered by their Financial Adviser and should not be reproduced, copied or made available to others. The information presented herein is for illustrative purposes only and does not provide sufficient information on which to make an informed investment decision. This document is not intended and should not be construed as an offer, solicitation or recommendation to buy or sell any specific investments or participate in any investment (or other) strategy. It is recommended that potential investors should seek advice concerning the suitability of any investment from their financial adviser.

