



## ROCKHOLD PASSIVE ADVENTUROUS

### SNAPSHOT

<b>Base Currency</b>	<b>Pound Sterling</b>
12 Mo Yield	2.01%
Ongoing Charge	0.20%
Management Fee	0.15%
Portfolio Cost	0.35%

### BENCHMARK

Benchmark	IA Flexible Investment (up to 100% equity)
Comparator Benchmark	Composite Benchmark

### RISK

	<b>Sharpe Ratio</b>	<b>Std Dev</b>
Rockhold Passive Adventurous	1.74	5.78
IA Flexible Investment (up to 100% equity)	1.46	5.29

**SHARP RATIO** – is a measurement of the risk adjusted returns of the portfolio

**STANDARD DEVIATION (Std Dev)** – is a measure of the portfolio's volatility (risk).

Please ask your financial adviser if you require further information.

**TOP TEN HOLDINGS** Portfolio Date: 31/10/24

	<b>Portfolio Weighting %</b>
iShares North American Eq Idx (UK) D Acc	17.90
Fidelity Index US P GBP Acc H	17.55
Fidelity Index Europe ex UK P Acc	9.77
Vanguard Jpn Stk Idx Ins PI £ Acc	7.96
iShares Pacific ex Jpn Eq Idx (UK) D Acc	6.73
Vanguard Em Mkts Stk Idx Ins PI £ Acc	5.83
Fidelity Index Emerging Markets P Acc	5.74
VT De Lisle America B GBP	5.15
Vanguard FTSE UKAllShrlIdxUnitTrlnsPI£Acc	4.83
First Sentier Glb Lstd Infra B GBP Acc	3.76

### ABOUT ROCKHOLD

Rockhold is a trading name of Rockhold Asset Management Ltd which is authorised and regulated by the Financial Conduct Authority, Financial Services Reference Number 565311.

Rockhold Asset Management Limited is a limited company registered in England and Wales with company number 02442391. Our registered office is at Brookdale Centre, Manchester Road, Knutsford, WA16 0SR.

#### Contact

Chris Wilson  
[enquiries@rockholdinvest.co.uk](mailto:enquiries@rockholdinvest.co.uk)  
[www.rockholdam.co.uk](http://www.rockholdam.co.uk)

Source: Alpha Beta Partners / Morningstar Direct.

### INVESTMENT OBJECTIVES

The Portfolio aims to provide capital growth over the medium to long term, generating returns by investing in a diversified range of assets across the global multi-asset spectrum. The portfolio predominantly invests in passive funds across a wide range of asset classes.

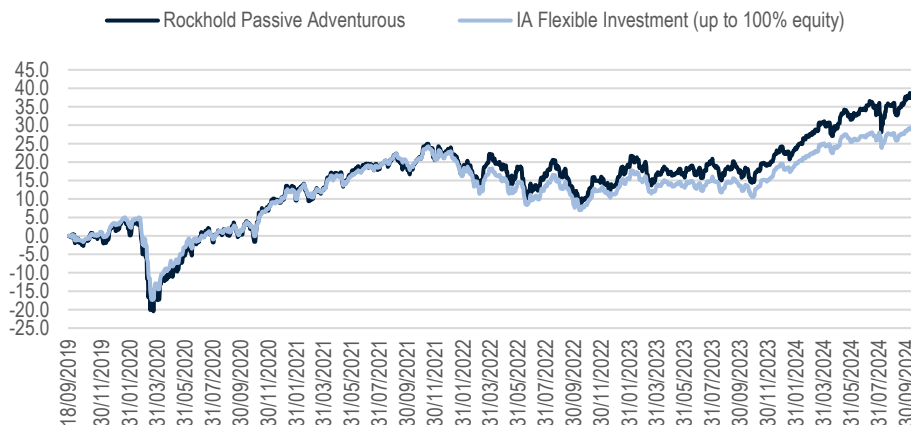
### INVESTMENT APPROACH

To achieve the Investment Objectives, we use extensive research techniques that shape our macro-economic views and select funds where we believe they can add value.

### WHO THIS PORTFOLIO IS SUITABLE FOR

This portfolio is suitable for all types of retail and professional customers that are receiving advice from a financial adviser. As you will be investing in stock market-based investments, you should be prepared to invest for a minimum of 5 years. The portfolio is designed to generate growth but does not provide any form of guarantee. Should the value of your investment go down you should be in a financial position such that this will not have the effect of a reduction in your standard of living. Your financial adviser will determine the most appropriate portfolio based on your risk profile. We do not offer any investments that come with no investment risk or are very high risk, this means that the value of your investment may go down as well as up.

### PERFORMANCE

 Time Period: 18/09/19 – 31/10/24


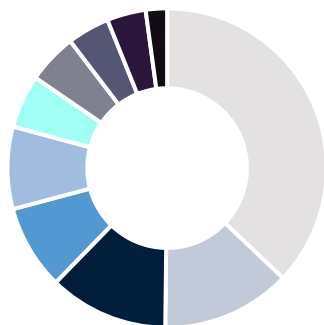
Until 1<sup>st</sup> September 2022, portfolios were managed under the regulatory permissions of the firm that is now acting as investment adviser to Rockhold Asset Management. From this point they became managed by Rockhold Asset Management with the same charging structure. Returns shown are based upon GBP Sterling and include fund and management charges but exclude platform fees and any ongoing adviser charges. Dividends & Interest reinvested.

### CALENDAR YEAR RETURNS

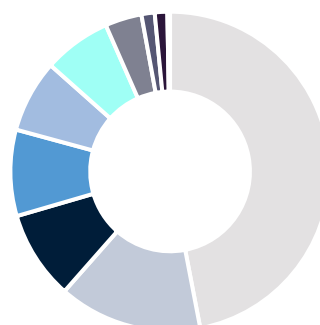
	<b>3Month</b>	<b>6Month</b>	<b>2023</b>	<b>2022</b>	<b>2021</b>	<b>2020</b>	<b>Since Inception</b>
Rockhold Passive Adventurous	1.35	5.72	9.20	-7.75	12.30	8.43	37.37
IA Flexible Investment	0.79	3.39	7.31	-9.13	11.38	7.01	28.50

### INVESTMENT RISKS

Your capital is at risk. Potential investors should be aware that past performance is not an indication of future performance and the value of investments, and the income derived from them may fluctuate and they may not receive back the amount they originally invested. The tax treatment of investments depends on each investor's individual circumstances and is subject to changes in tax legislation. The performance of actual portfolios linked to this Model Portfolio may differ from the performance of the Model Portfolio shown herein due to the variation in timing of the initial investment or rebalancing differences resulting from minimum transaction size limits on the Investment platform.



	%
US Equity Large Cap Blend	35.45
Europe Equity Large Cap	12.51
Global Emerging Markets Equity	11.57
Asia ex-Japan Equity	8.19
Japan Equity	7.96
US Equity Small Cap	5.15
UK Equity Large Cap	4.83
Global Fixed Income	4.09
Infrastructure Sector Equity	3.76
UK Equity Mid/Small Cap	2.06
Other	4.43
<b>Total</b>	<b>100.0</b>



	%
North America	46.97
Europe dev	14.53
Japan	8.99
Asia dev	8.73
Asia emrg	7.34
United Kingdom	6.85
Australasia	3.71
Latin America	1.34
Africa/Middle East	1.27
Europe emrg	0.27

## MANAGER'S COMMENTARY

October was turbulent for risk assets, with early gains eroded by month's end as liquidity waned. Valuations in some sectors appear stretched, raising questions about the potential for a year-end rally.

In the UK, Chancellor Reeves abandoned fiscal rules, adding £50+ billion in debt. Despite parallels to Mrs. Truss's policies, market reactions were muted. Gilt yields rose to 4.4% with more issuance expected, while UK equities remain selectively appealing. The US economy remains strong, with 3.4% GDP growth and low credit spreads indicating corporate health. Inflation hovers at 2.4%, though adjusted figures fall below 2%. Improved October employment data reduced bond market's expectations for further Federal Reserve rate cuts, pushing Treasury yields higher and challenging equity valuations. Despite this, a November rate cut remains likely as the Fed navigates easing employment pressures.

As the US election nears, markets react to shifting poll dynamics. Ample liquidity supports risk assets, and a stronger dollar reflects geopolitical concerns. Overall, optimism persists for a solid year-end finish. China's \$28bn stimulus, though significant, falls short of market expectations, leaving recovery prospects uncertain. Investors demand more decisive action from the People's Bank of China. Japan's weaker yen and rising inflation have become problematic, increasing the likelihood of Bank of Japan intervention. Additionally, China's low-cost exports are pressuring Japan's vehicle exports, signalling that equity values may have peaked.

In Europe, inflation has dropped to just above 1%, but economic struggles in Germany and France persist, with manufacturing in decline. Volkswagen's factory closures highlight the challenges. Another round of quantitative easing could be on the horizon as the Eurozone navigates its fragile recovery. Portfolios have performed well, benefiting from strong liquidity. However, with momentum fading, we're considering profit-taking and reducing risk, particularly in Japan, where positive trends are losing steam.

## IMPORTANT INFORMATION

This publication is marketing material. It is for information purposes only. This factsheet is for the sole use of the recipient to whom it has been directly delivered by their Financial Adviser and should not be reproduced, copied or made available to others. The information presented herein is for illustrative purposes only and does not provide sufficient information on which to make an informed investment decision. This document is not intended and should not be construed as an offer, solicitation or recommendation to buy or sell any specific investments or participate in any investment (or other) strategy. It is recommended that potential investors should seek advice concerning the suitability of any investment from their financial adviser.

